



## How To Create An Online Account

You can create a *my Social Security* account to access your *Social Security Statement* to check your earnings and get your benefit estimates.

If you receive benefits, you can also:

- get your benefit verification letter;
- change your address and phone number;
- start or change your direct deposit;
- request a replacement Medicare card; and
- get a replacement SSA-1099 or SSA-1042S for tax season.

Even if you do not currently receive benefits, you can get a benefit verification letter stating that you:

- never received Social Security benefits, Supplemental Security Income (SSI) or Medicare; or
- received benefits in the past, but do not currently receive them (The letter will include the date your benefits stopped and how much you received that year.); or
- applied for benefits but haven't received an answer yet.

There is no fee to create a *my Social Security* account, but you must have an email address. See other side for instructions on setting up an account using an activation code.

### Email account set up

There are many options available to set up an email address and it can be done in as little as five minutes. Each email provider has its own criteria for setting up an account and you must accept the provider's terms of use agreement. Some examples of free email providers include:

**AOL:** [aolmail.com](mailto:aolmail.com)

**Gmail:** [gmail.com](mailto:gmail.com)

**iCloud Mail (Apple):** [icloud.com](mailto:icloud.com)

**Outlook:** [outlook.com](mailto:outlook.com)

**Yahoo:** [yahoo.com](mailto:yahoo.com)

*\*This is not a complete list of email providers. Social Security is not endorsing any of these particular email account provider(s), as you may use other email account providers as appropriate.*

**NOTE:** Even if you do not use email on the computer, if you have a smart phone it is likely that you already have an email account. Contact your cell phone service provider to find out.

### Setting up your own *my Social Security* account

After you have a valid email address, you are ready to set up your own *my Social Security* account. To set up your account, visit [www.socialsecurity.gov/myaccount](http://www.socialsecurity.gov/myaccount) then follow the steps below and on the back of this page:

You probably plan to receive Social Security benefits someday. Maybe you already do. Either way, you'll want a *my Social Security* account to:

- Keep track of your earnings and verify them every year.
- Get an estimate of your future benefits if you are still working.
- Get a letter with proof of your benefits if you currently receive them and
- Manage your benefits:
  - Change your address.
  - Start or change your direct deposit.
  - Get a replacement Medicare card; and
  - Get a replacement SSA-1099 or SSA-1042S for tax season.

Setting up an account is quick, secure, and easy. Join the millions and create an account now!

With instant access to your Social Security Statement at any time, you will no longer receive one printed bill in the mail, saving money and the annoyance. Thank you for going green!

If you would like to receive your Social Security Statement by mail, please visit [www.socialsecurity.gov](http://www.socialsecurity.gov).



#### Step 1. Select "Create An Account."

To create a *my Social Security* account, you must be at least 18 years old and have:

- A valid email address;
- A Social Security number; and
- A U.S. mailing address.

**Create an Account**


1 **Verify your Identity** 2 Secure your Identity 3 Create your Account

Please tell us who you are

Your Name:  
As shown on your Social Security card.

First MI Last Suffix

**Step 2.** Provide some personal information to verify your identity.



**Social Security**  
The Official Website of the U.S. Social Security Administration

**Create an Account**

1 ✓ Verify your Identity 2 ✓ Secure your Identity 3 **Create your Account**

Please create your account details



Username:

**Step 3.** Choose a username and password to create your account.

# Using Your Activation Code to Create Your Account

You may have been given a letter with an activation code to complete the creation of your **my Social Security** account. To set up your account using your activation code, visit [www.socialsecurity.gov/myaccount](http://www.socialsecurity.gov/myaccount):

**Step 1.** Select "enter activation code."

**Social Security**  
The Official Website of the U.S. Social Security Administration

Finish Setting Up your Account - Verify Identity

1 **Verify your Identity** 2 Create your Account 3 Continue

Please tell us who you are

Your Name:  
As shown on your Social Security card.


Social Security Number (SSN):

Date of Birth:

Please enter the account activation code we gave you

Account Activation Code

**Step 2.** Enter the information requested, including the account activation code we gave you. Then, select "next."



**Social Security**  
The Official Website of the U.S. Social Security Administration

**Create an Account**

1 ✓ Verify your Identity 2 ✓ Secure your Identity 3 **Create your Account**

Please create your account details

Username:

**Step 3.** Choose a username and password to create your account.

